

Instructions for safe use

This instruction includes special care points for safe usage excerpted from the Instruction Manual of Olympus TJF TYPE 160VR duodenovideoscope. These points are particularly important and should be noted when using Olympus TJF TYPE 160VR duodenovideoscope. Before using the scopes, read the "Instruction Manual" carefully and follow the instructions. If an abnormality is detected before or during usage, or the equipment is malfunctioning, do not use the equipment and contact Olympus to request repair.

Cautions

WARNING

- The elevator wire at the distal end is damaged (broken, frayed, or bent), the damaged elevator wire may cause injury or pose an infection control risk when detaching of the distal cover or cleaning the endoscope. In this case, carefully detach the distal cover and perform cleaning.

CAUTION


- If the elevator wire at the distal end is either damaged, broken, frayed or bent, the equipment may not function properly and may also compromise patient operator or other medical personnel safety resulting in more severe equipment damage.
- When attaching the distal cover, make sure to confirm that the portion of the elevator wire at the distal end is not broken, frayed or bent. Otherwise, the broken elevator wire may cause injury. Also, if the broken elevator wire is deformed, it may compromise patient, operator or other medical personnel safety.

Inspection of the elevator wire at the distal end

The qualified user should inspect the elevator wire at the distal end according to the following procedure.

Visually confirm that the elevator wire at the distal end is not broken, frayed or bent, when moving the elevator control lever to make the forceps elevator “raise ⇔ lower”.


■ “raise ⇔ lower”




OK




Not OK



Not OK



Not OK



If any irregularity is observed during the inspection described in Chapter 3 of the Instruction Manual, “Preparation and Inspection”, do not use the endoscope and solve the problem as described in Section 5.1, “Troubleshooting guide”. If the problem still cannot be resolved, send the endoscope to Olympus for repair as described in Section 5.3, “Returning the endoscope for repair”. Also, should any abnormality be observed while using the endoscope, stop using it immediately and withdraw the endoscope from the patient as described Section in 5.2, “Withdrawal of the endoscope with an abnormality”.

Manufactured by
MANUFACTURER

OLYMPUS MEDICAL SYSTEMS CORP.

2951 Ishikawa-cho, Hachioji-shi, Tokyo 192-8507, Japan Fax: (042)646-2429 Telephone: (042)642-2111

Distributed by

AUTHORIZED REPRESENTATIVE IN THE EUROPEAN COMMUNITY

OLYMPUS EUROPA SE & CO. KG

(Premises/Goods delivery) Wendenstrasse 14-18, 20097 Hamburg, Germany
(Letters) Postfach 10 49 08, 20034 Hamburg, Germany
Fax: (040)23773-4656 Telephone: (040)23773-0

KEYMED (MEDICAL & INDUSTRIAL EQUIPMENT) LTD.

KeyMed House, Stock Road, Southend-on-Sea, Essex SS2 5QH, United Kingdom
Fax: (01702)465677 Telephone: (01702)616333

OLYMPUS MOSCOW LIMITED LIABILITY COMPANY

Elektrozavodskaya str. 27 bld.8, 107023 Moscow, Russia
Fax: (7)495-926-7072 Telephone: (7)495-926-7077

OLYMPUS AMERICA INC.

3500 Corporate Parkway, P.O. Box 610, Center Valley, PA 18034-0610, U.S.A.
Fax: (484)896-7128 Telephone: (484)896-5000

OLYMPUS LATIN AMERICA, INC.

5301 Blue Lagoon Drive, Suite 290 Miami, FL 33126-2097, U.S.A.
Fax: (305)261-4421 Telephone: (305)266-2332

OLYMPUS (BEIJING) SALES & SERVICE CO., LTD.

A8F, Ping An International Financial Center, No. 1-3, Xinyuan South Road,
Chaoyang District, Beijing, 100027 P.R.C.
Fax: (86)10-5976-1299 Telephone: (86)10-5819-9000

OLYMPUS AUSTRALIA PTY LTD

3 Acacia Place, Notting Hill, VIC 3168, Australia
Fax: (03)9543-1350 Telephone: (03)9265-5400

OLYMPUS SINGAPORE PTE LTD

438B Alexandra Road #03-07/12, Alexandra Technopark Blk B, Singapore 119968
Fax: 6834-2438 Telephone: 6834-0010

OLYMPUS KOREA CO., LTD.

2F-3F Majestar City Tower One, 12, Seocho-daero 38-gil, Seocho-gu, Seoul,
06655, Korea
Fax: (02)6255-3210 Telephone: 1544-3202