	Formulaire	FO-QUA-030-V002
	SAFETY INFORMATION	N° page 1/3

TITRE	FAUTEUIL F1 - STRUCTURE D'ASSISE - ACT2	FAV-QUA-006-V001	Date : 29/05/2024
REDACTEUR	CECCHINI Arnaud		

Date	29/05/2024	Coordonnées	assistance@capronpodologie.com
Product	Chairs F1 2000, F1 2000 Ergo, F1 Neo, F1 Neo Ergo, F1 3000, F1 3000 Ergo		
Lot(s)	All serial numbers are involved		
Destinataire	To the attention to all distributors of F1 chairs		

Dear customer

A safety corrective action measure has been initiated for the products below:

Designation	References
Fauteuil F1 2000	11500ST, 11500STTE, 11500TE, 11500DE, 11500DTE
Fauteuil F1 Ergo 2000	11550, 11550TE, 11550DTE
Fauteuil F1 Neo	11700, 11700DE, 11711, 11711DE
Fauteuil F1 Neo Ergo	11750, 11750DE, 11761, 11761DE
Fauteuil F1 3000	11004TE, 11004DTE
Fauteuil F1 3000 Ergo	11007TE, 11007DTE

Description of the problem giving rise to the safety information and potential risk

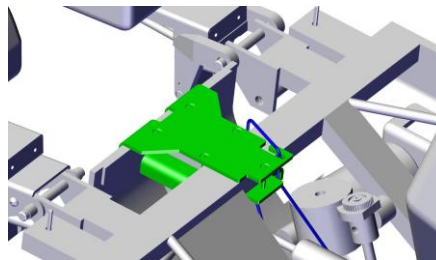
In collaboration with the company FIMET OY, manufacturer of the F1 armchair base, it has been detected that a weld in the structure of the seat frame could present a possible failure and cause the backrest to tilt backwards with a risk of fall of the patient.

Action to do mandatory by the distributor

We ask you to share this safety information without delay to all customers who are equipped with a F1 chair, to take the necessary measures and we kindly ask to the customers to complete the questionnaires.

User action

Simple installation of a kit on the seat frame to secure the chair structure in case of failure. This kit consist of 2 parts, 5 assembly screws, a hex key. This kit has been designed so that the pratician can set it up himself with or without technical assistance from Capron Podologie using the assembly instructions manual provided.



The installation of this security kit must be carried out without delay, and no later than August 31, 2024

We ask you to kindly acknowledge receipt of this safety information upon receipt and confirm the installation of the safety kit by filling in the questionnaires in Annex I and Annex II enclosed:


CAPRON PODOLOGIE confirms that the reglementary authorities have been informed of this safety information

Our quality department is available at the dedicated email address: assistance@capronpodologie.com

Our after sales department is available for all technical assistance by phone at : **+33 3 85 77 90 69**

Our aim is to provide you with a professional service, best regards.

Arnaud CECCHINI
Quality Manager


	Formulaire	FO-QUA-030-V002
	SAFETY INFORMATION	N° page 2/3

TITRE	FAUTEUIL F1 - STRUCTURE D'ASSISE - ACT2	FAV-QUA-006-V001	Date : 29/05/2024
REDACTEUR	CECCHINI Arnaud		

Annex I Safety information response form


After reading carefully information about this notification, please acknowledge receipt of this safety information without delay

- Either filling in to the form with the QR Code below:

<p>Receipt confirmation of the safety information</p> <p>https://forms.gle/DazYAmSzuAaZea7y7</p>	
---	---

- Either to send us the form below:
 - by email to assistance@capronpodologie.com

We acknowledge receipt of the security information, users have been informed of the measures to be taken	
Name – Surname / Client code	
Date	
Signature	

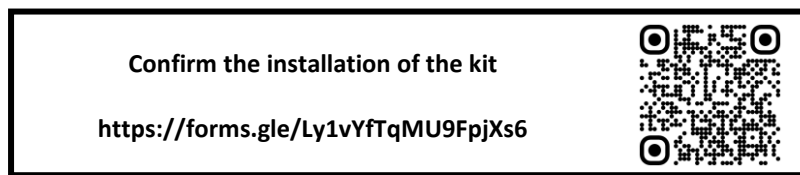
	Formulaire	FO-QUA-030-V002
	SAFETY INFORMATION	N° page 3/3

TITRE	FAUTEUIL F1 - STRUCTURE D'ASSISE - ACT2	FAV-QUA-006-V001	Date : 29/05/2024
REDACTEUR	CECCHINI Arnaud		

Annex II Installation kit response form

After reading carefully information about this notification and installing the security kit, please acknowledge receipt of the installation without delay, and no later than August 31, 2024

- Either filling in to the form with the QR Code below:



- Either to send us the form below:
 - by email to assistance@capronpodologie.com

We acknowledge that we have installed the security kit on the F1 chair	
Name – Surname / Client code	
Date	
Signature	